

# \*\*\* SNO GEM® PRODUCT CUT SHEET \*\*\*

**NOTES:**

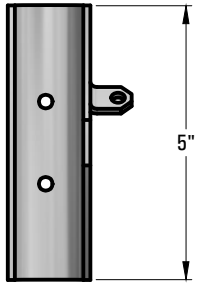
1. FOR CLARITY THIS DRAWING IS NOT TO SCALE.
2. CONTACT THE MANUFACTURER FOR RECOMMENDED LAYOUTS, SPACING AND ADDITIONAL DETAILS.
3. INSTALLATION MUST BE COMPLETED WITH THE MANUFACTURERS WRITTEN SPECIFICATIONS AND INSTALLATION INSTRUCTIONS.
4. THESE DRAWINGS ARE SUBJECT TO CHANGE WITHOUT NOTICE.

**MATERIAL SELECTION**

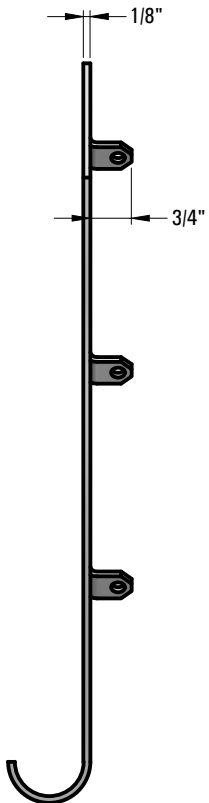
- STAINLESS STEEL
- STAINLESS STEEL

**COLOR / FINISH SELECTION**

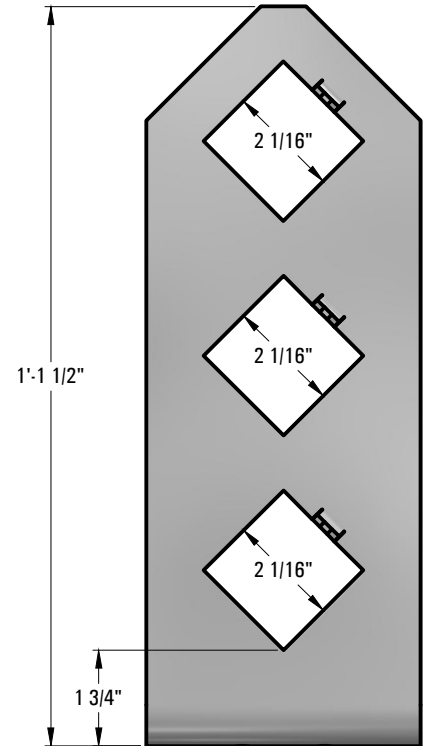

- MILL FINISH
- COLOR TO CLOSELY MATCH



**TOP VIEW**



**FRONT VIEW**



**RIGHT VIEW**



**Raising the Bar in Snow Retention**

4800 METALMASTER WAY · McHENRY, IL 60050

PHONE: 815.477-GEMS  
FAX: 815.455.GEMS

WEBSITE: WWW.SNOGEM.COM  
E-MAIL: INFO@SNOGEM.COM

## 32-COR

DRAWN BY:	RJH	REV. #	DESCRIPTION
DATE:	7/9/14		
SCALE:	N.T.S.	THE INFORMATION HEREIN IS CONFIDENTIAL AND PROPRIETARY AND IS NOT TO BE DISCLOSED OR DELIVERED TO THIRD PARTIES WITHOUT THE PRIOR WRITTEN CONSENT OF SNO GEM®, INC.	